

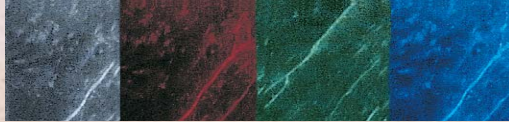
CLOCKS & DESK ACCESSORIES

Victory Traditional Clock Awards



Marble Mist Solid Walnut
CLBK25*
9½x12" (1/Cs.)

*Specify Marble Mist colors when ordering.



GY Gray SN Sienna GN Green BL Blue



Marble Mist
Cherry Finished Wood
CL25B*
8x10" (1/Cs.)



Marble Mist
Cherry Finished Wood
CL25C*
9x12" (1/Cs.)



Solid Walnut
CLBK25-BK
9½x12" (1/Cs.)



Medallion sold
separately.

Cherry Finished Wood
CL5B
8x10" (1/Cs.)



Cherry Finished Wood
CL25B-BK CL25C-BK
8x10" (1/Cs.) 9x12" (1/Cs.)



Solid Hand Rubbed
American Walnut
CL10A CL10B
5x7" (1/Cs.) 7x9" (1/Cs.)



Walnut Shadow Box
CLS1
9x13" (1/Cs.)

Order medallion separately.



CL14A
7x9" (1/Cs.)
Includes brass support posts.

Free-Standing Clocks
are sculpted from solid
American Walnut

Domed Walnut Clocks
are over an inch thick providing stability.



CL14E
6x8" (1/Cs.)

CL14X
3½x5" (1/Cs.)

Walnut Wall Clocks
are enhanced by legacy routed centers,
large clock and generous engraving area.



CL7-WH
10x13" (1/Cs.)
Solid Walnut

CL7-BK
10x13" (1/Cs.)
Solid Walnut

Door Plaques with Clocks
Made from solid American Walnut.
They are designed to either hang
on a wall or stand on a desk.



With Clock & Plate
CL60B
7x9" (2/Cs.)


All clocks on this page include board,
movement and solid brass engraving plate.

See page 182 for more
Door Plaques with Clocks.

Acrylic Frosted Wave

Beautiful black and brass detailed movements. Made from 1" thick acrylic.

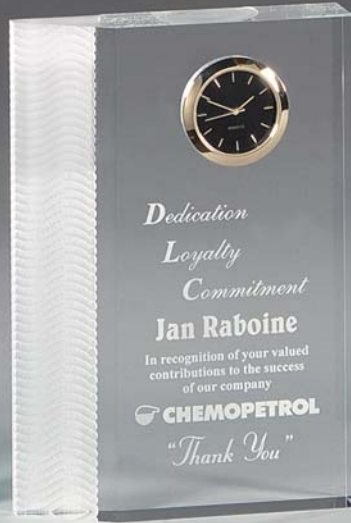
Jade



CLX18A-JA
4x4½x1" (1/Cs.)

CLX18A-CL
4x4½x1" (1/Cs.)
(not shown)

Clear



CLX18C-CL
4½x6½x1" (1/Cs.)

CLX18C-JA
4½x6½x1" (1/Cs.)
(not shown)

1" Thick Free Standing Acrylic

Specify Clear or Jade Green Acrylic.




Octagon Bevel with Clock
NFS-BCLK
5x5x1" (12/Cs.)

Acrylic Stone Edge

*Specify GN or BK.



CLVPX12Y.*
2¾x10x1" (1/Cs.)



CLVPX12C.*
6½x8¾x½" (1/Cs.)

Acrylic Stone Triple Edge & Frosted Triple Edge



CLVPX14E.*
6x8x1" (1/Cs.)

CLVPX14X.*
3½x4½x¾" (1/Cs.)

Midnight Brass Acrylic



CLX22F
8x7x1¼" (1/Cs.)



CLX22C
6x8x1¼" (1/Cs.)

A stunning line of clocks in high gloss walnut utilizing frosted glass and solid brass engraving plates.



CL52 8x5¼x1½" (1/Cs.)
Black plate included.



Glass for etching included.



POST2-G
Solid Brass Support Post
included with CL28 and CL29.



CL29
4x5½" (1/Cs.)



CL28
4x5½" (1/Cs.)

Glass with sand blasted highlights mounted in a Victory HG High Gloss Walnut Base.



CL50
8x8½x2" (1/Cs.)



CL53
5x7x2" (1/Cs.)




CL51
5x7x2" (1/Cs.)

i·mark[®]

World's Finest *Personal* Writing Instrument

i mark pens are guaranteed not to chip, flake, or peel with standard or laser engraving.

Standard packaging in velveteen pouch. (not shown)



**Intoura Pen & Pencil
in Gift Box
1112PB (12/Cs.)
Matte Colors : BK, BR, GN, NV[†]**

Part No.	Description	Cs. Qty.
1101*	Intoura Ballpoint Pen	12
1112PB*	Ballpoint Pen/Pencil/Gift Set	12
3601*	Impella Ballpoint Pen	12
691*	Ineuro Solid Ballpoint Pen	12
691*	Ineuro Marble Ballpoint Pen	12

*Specify Color: Black(BK), Burgundy (BR), Green(GN), Red(RD), Blue(BL)[†], Navy Blue(NV)[†]

[†] Blue (BL) and Navy Blue (NV) pens are not recommended for laser engraving, but are available upon request.

Pens



Gold Metal Pen
12701-G 6³/₈" (24-Z)



Black Metal Pen
12701-K 6³/₈" (24-X)



Black Plastic Pen
12601-K 6³/₈" (24-M)

Funnels



Gold Metal Funnel
12700-G 3¹/₄" (24-AA)




Black Metal Funnel
12700-K 3¹/₄" (24-Z)



Black Plastic Funnel
12600-K 3¹/₄" (24-Q)

Wood Pens & Pen Sets



Double Pen Set
RCK-140
3¹/₂x8x³/₄" (5/Cs.)



Odyssey Pen
75** (12/Cs.)



European Pen
85** (12/Cs.)



Single Pen Set
RCK-100
3¹/₂x6x³/₄" (5/Cs.)



Wood Gift Box (Pen Sold Separately)
22** (12/Cs.)

**Specify Wood Color: Rosewood (-R), Walnut (-W)

CLOCKS & DESK ACCESSORIES

Solid Walnut Desk Accessories



Gift Box
KW-63
4½x6½x2½" (5/Cs.)



Large Gift Box
KW-60
7x9½x2½" (5/Cs.)

Mens Walnut Gavel
M-GAV
10" (20/Cs.)



Ladies Walnut Gavel
L-GAV
8" (20/Cs.)



Gavel Band for M-GAV
B-GAV
¾x6½" (20/Cs.)



Gavel Band for L-GAV
LB-GAV
¾x4½" (20/Cs.)



Gavel Clip
C-GAV
¾x1½" (20/Cs.)



Sounding Block
SB-GAV
3½" Diameter (20/Cs.)

CLOCKS & DESK ACCESSORIES

Victory High Gloss Walnut Desk Accessories

WD54 Open



High Gloss Desk Items

This elegant High Gloss Walnut Desk Set offers an exceptional presentation for corporate and executive awards.



High Gloss Walnut Box
WD54 6x4½x2½" (6/cs.)
& Plate PT54-BK
3x5" (6/cs.)



Pencil Holder
WD51 4x3x3" (6/cs.)
& Plate PT51-BK
2½x3¼" (6/cs.)



Post-It Note Holder
WD50 5x3¾" (6/cs.)
& Plate PT1-BK-0
7/8x2¾" (12/cs.)



Desk Bar
WP50Y 2½x9½" (6/Cs.)
& Plate PPB651B-BK
1½x9½" (12/Cs.)



Business Card Holder
WD52
2½x4½" (6/cs.)



CLOCKS & DESK ACCESSORIES

Walnut & High Gloss Desk Awards

Solid Walnut



RA-2 (10/Cs.)
10½" Name Block with
PPB601B-BK
1½x9¼" Name Plate



RA-0 (10/Cs.)
8½" Name Block with
PPB601A-BK
1½x7¾" Name Plate



WPD1B
1¾x10" (12/Cs.)



WPD1A
1¾x8½" (12/Cs.)
Shown with a PPB621A-BL plate.
(plate not included)

Solid Brass Desk Plates



PPB621 –Marble Mist Colors with Florentine
Sizes:
PPB621A 1½x7¾" (12/Cs.)
PPB621B 1½x9¼" (12/Cs.)
Colors:
Green–GN, Gray–GY, Blue–BL, Sienna–SN



PPB601 – Gold Black with Florentine
Sizes:
PPB601A 1½x7¾" (12/Cs.)
PPB601B 1½x9¼" (12/Cs.)



PPB651B-BK
1¾x8¾" (12/Cs.)
Solid Brass plate with textured
black engraving area complemented
by Florentine highlights.

Standard Piano Finish with Smooth Felt Back

High Gloss Walnut

Beautiful Victory HG High Gloss Walnut desk bars.
Great directly laser engraved and color-filled or with
a metal engraving plate.



WP50Y
2½x9½" (6/Cs.)
Shown with a PPB651B-BK plate.
(plate not included)



Gloss Black Nameblock
with Felt Bottom
PF10-K 2x10½" (12/Cs.)



Gloss Rosewood Nameblock
with Felt Bottom
PF10-R 2x10½" (12/Cs.)

High Gloss Resin with Acrylic Insert



FO50Y-TO

2½x9½x1½" (6/Cs.)

Available in Desert Sand (DS), Emerald Green (EM) and Tortoise Red (TO).

Stained Glass Desk Bars




GL120Y-BL

11x4x3" (3/Cs.)

Also available in Amber (AM) color.

Acrylic Frosted Wave

*Specify Jade or Clear acrylic when ordering.



VPX18Y-*

2¾x9½x1" (6/Cs.)

Acrylic Stone Edge

VPX12Y-*

2¾x8½x1" (6/Cs.)



Acrylic Midnight Brass



VPX22Y

2¾x9x1" (6/Cs.)



VPX12Z-*

4x4x½" (6/Cs.)



VPX12X-*

4" dia. (6/Cs.)

Acrylic Stone & Frosted Triple Edge



VPX14X-*

3½x4½x¾" (6/Cs.)



VPX14Y-*

2¾x9½x¾" (6/Cs.)



Four protective Bumpers included.
Pen not included.
See page 169 to order pen separately.

VPX14Z-*

3x8x½" (6/Cs.)

*Available in both BK or CL.

Traditional holders for desks, counters, walls and doors enhance the signs that serve you daily.

SECOND FLOOR

↑ ALLERGIES

→ CASHIER

→ LOBBY

← EXIT

↑ X-RAY

↑ PHYSICAL THERAPY

TOM VISOSKY

EMPLOYEES ONLY

Stock Room



**NO
SMOKING
PLEASE**

PARKER MUNCIE
Account Executive

Robert Cullen

Judy North
Principal

All Fees
Must Be Paid Upon
Receipt of Service

INFORMATION


RECEPTION

TELEPHONE

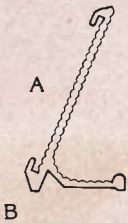
KARIN WEST

Sign holders for the desk are designed in many styles and sizes. Holders are highly polished and anodized in Polished Rose Gold or Polished Silver, enhancing any decor. Styles and sizes are indicated by part number and length. Custom lengths and three custom colors, Matte Black, Satin Silver, and Polished Yellow Gold are available by special order at no extra cost and 7 to 10 days production time. Arch Bronze, JRS Bronze, Satin Yellow Gold, and Satin Rose Gold are also available upon request for a 20% up charge and 3 to 4 week delivery.

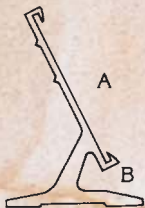
Indicates items always in stock in Rose Gold, Bright Silver, Matte Black. Other colors and lengths available upon request. Please expect 2-3 week delay for non-stock items.



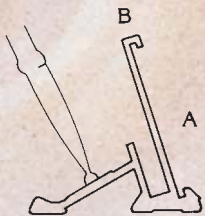
Part No.	Insert Size		Sizes Available							
	A	B	4"	6"	7"	7-1/2"	8"	10"	12"	36"
85	3/4"	1/16"	•	•			•	•		
25	1"	1/16"		•	•		•	•		
54	1-1/4"	1/16"		•			•	•		
70	1-1/2"	1/16"				•	•	•		
19	1-1/2"	1/8"				•	•	•		
14	1-5/8"	1/16"				•	•	•		
48	2"	1/16"					•	•	•	•
11	2"	1/8"					•	•	•	•
16	3-1/4"	1/8"						•	•	



Part No.	Insert Size		Sizes Available		
	A	B	8"	10"	12"
59	2"	1/16"	•	•	•



Part No.	Insert Size		Sizes Available		
	A	B	8"	9"	10"
31	1-1/2"	1/16"	•	•	•
30	2"	1/16"	•		•



Includes two pens and gift box.

Part No.	Insert Size		Sizes Available	
	A	B	8"	10"
34	2"	1/16"	•	•

Note: Insert Size "A" is Height and "B" is Thickness.