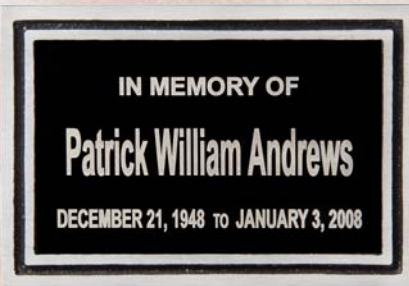


# PLAQUES & ACCESSORIES

Cast Aluminum Plaques

Cast Aluminum Plaques can be used for Memorials of all types...



Memorials  
or  
Cemetery Markers



Pet Memorials



Dedication Gardens  
or  
Donation Plaques



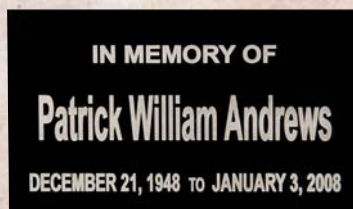
Tree Dedications



Botanical Gardens  
or  
Nature Trails



## Exterior Plaque Plates, Engravable & Laserable



PP35-5095  
3x5" Plate (6/Cs.)  
Exterior Bright Black  
Anodized Aluminum



PP35-901  
3x5" Plate (6/Cs.)  
Exterior Smooth Black  
Laserable Plastic



PP35-801  
3x5" Plate (6/Cs.)  
Exterior Textured Black  
Laserable Plastic

### Cast Aluminum Plaques – Stake Mount

Cast Aluminum Plaques with Raised Double Border and recess area for a 3 x 5" Plate.

Stake Mount Plaques have a Cast Rear Mount for attaching one of two 24" Aluminum Stakes.




CAP46SM-BK  
Shown with Straight Stake  
(STK-1)




CAP46SM-BK  
Shown with Angled Stake  
(STK-2)

CAP46SM-BK  
4 x 6" Stake Mount Plaque  
Plate Area: 3x5" (6/Cs.)



STK-1  
24" Straight Stake



Stake Mount



STK-2  
24" Angled Stake (45degree angle)

### Cast Aluminum Plaques – Flat Back

4x6" Cast Aluminum Plaques with Raised Double Border and recess area for a 3x5" Insert.

Flat Back Mounts have Four holes and include Stainless Steel Screws for Mounting.



CAP46FB-BK  
4 x 6" Flat Back Plaque  
Plate Area: 3x5" (6/Cs.)

**Starter Kits Available!**